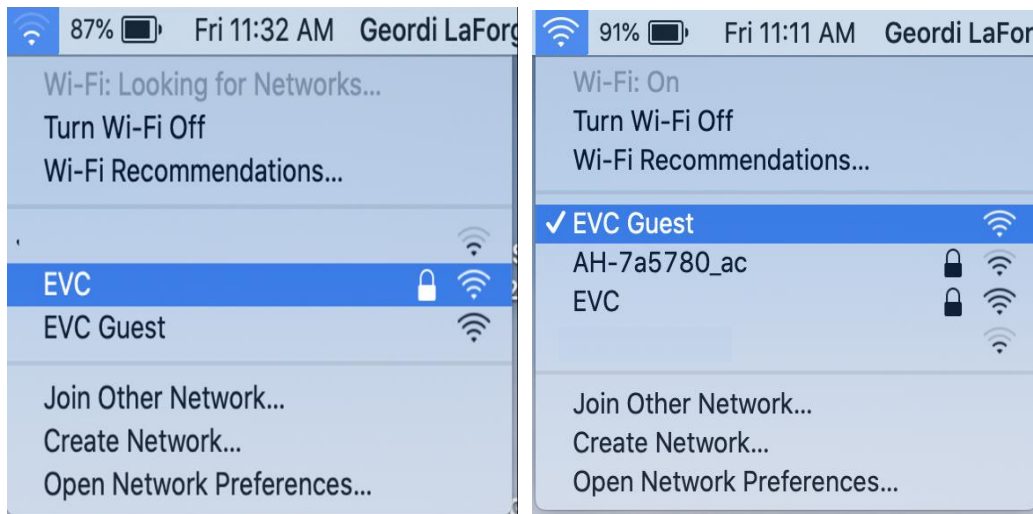


How to Connect to the EVC Wireless Network using a Mac Computer

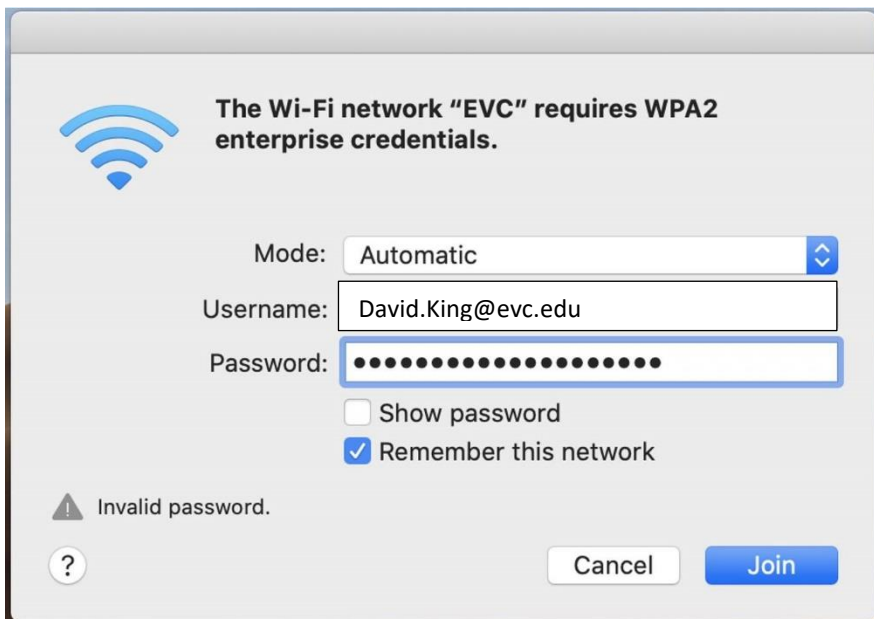
You will need to use your **email address** as **username** and **email password** to login to the **EVC** wireless network, otherwise, you may access **EVC Guest** wireless. Your email address, username and password is used for Office 365 and other college resources.

To Access EVC Wireless:

1. Click on the Wi-Fi symbol on the top menu bar, then select **EVC** and **Connect** to login. If you are not able to use your email address account, you may select **EVC Guest** to self-register, [go to page 4](#) for instructions.



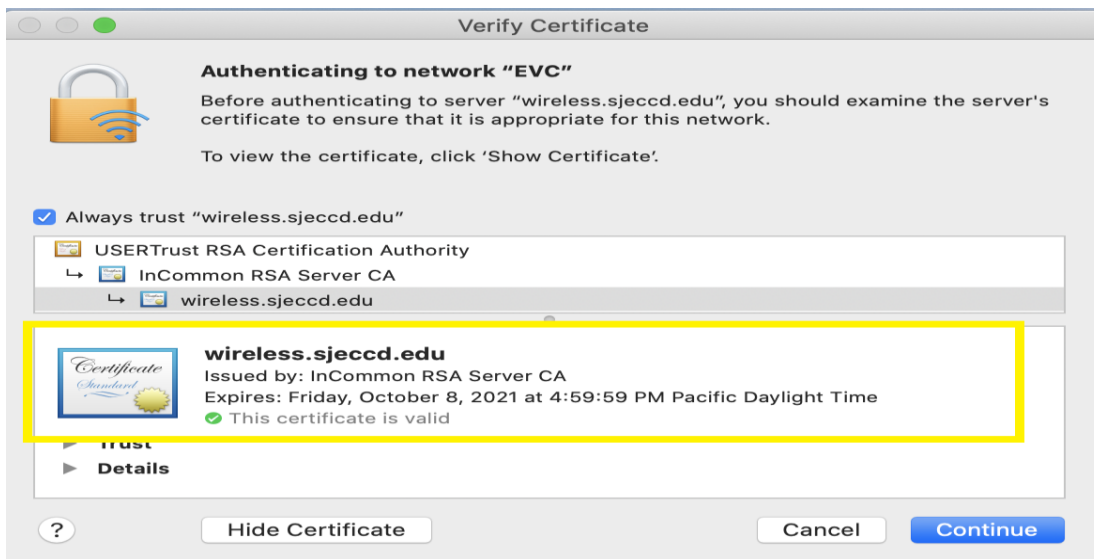
2. Enter your **email address**, username and password, and then select **Join**.



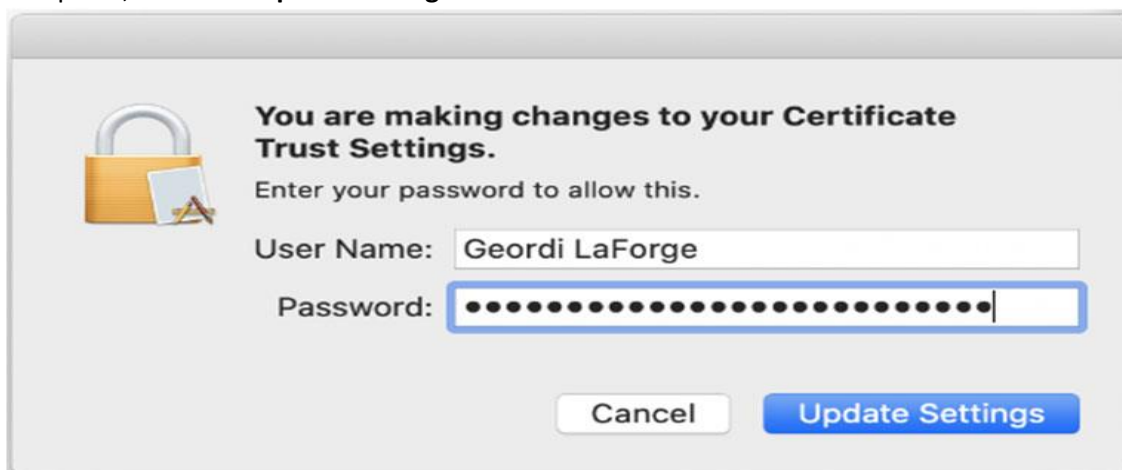
3. If you selected **EVC** wireless, a **Certificate** will appear. Select, **Show Certificate**.



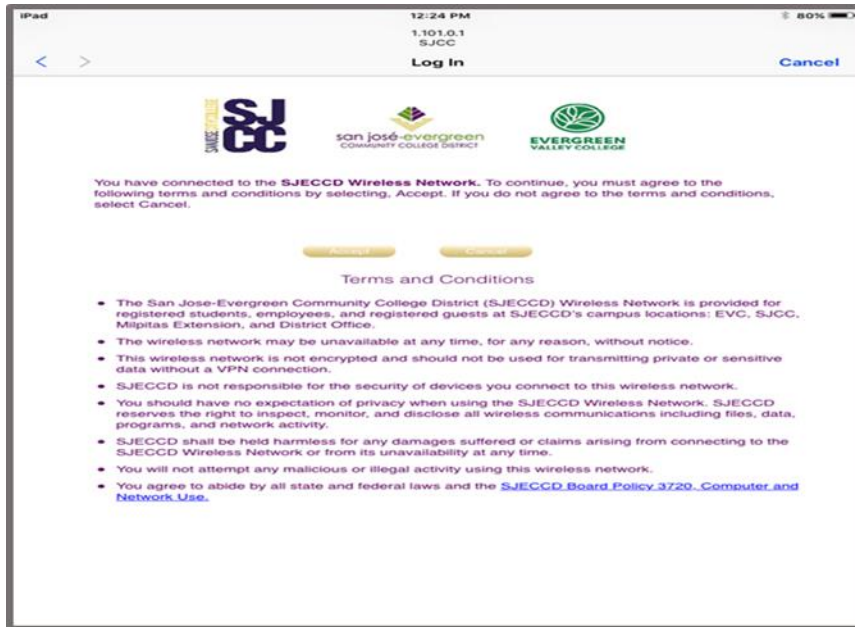
4. Notice that the name of the certificate is, "wireless.sjeccd.edu". Verify there is a green dot next to "This certificate is valid" and then click **Continue**.




5. To save the certificate, enter the same user name and password that you used to login to your computer, then click **Update Settings**.



6. Your browser will be redirected to SJECCD's Terms and Condition page. If necessary, scroll down to read the Terms and Conditions. If you agree, click the **Accept** button.



7. You are now connected to the SJECCD/EVC/SJCC wireless network! Click **Done** to close the windows.



To Access EVC Guest Wireless

1. Click on the Wi-Fi symbol on the top menu bar, then select **EVC Guest** and self-register.



2. Your browser will redirect to SJECCD's Terms and Conditions. If necessary, scroll down to read the Terms and Conditions. If you agree, click the **Register** button.

Log In Cancel

SJECCD

Network Registration

By connecting to the network, you agree to our Terms and Conditions below

First Name*

Last Name*

Email*

Phone

Register

* required

Terms and Conditions

- The San Jose-Silicon Valley Community College District (SJECCD) Wireless Network is provided for registered students, employees, and registered guests at SJECCD's campus locations: EVC, SJCC, Majors Extension, and Ensign Office.
- The wireless network may be unavailable at any time, for any reason, without notice.
- This wireless network is not encrypted and should not be used for transmitting private or sensitive data without a VPN connection.
- SJECCD is not responsible for the security of devices you connect to this wireless network.
- You should have no expectation of privacy when using the SJECCD Wireless Network. SJECCD reserves the right to inspect, monitor, and disclose all wireless communications including files, data, programs, and network activity.
- SJECCD shall be held harmless for any damages suffered or claims arising from connecting to the SJECCD Wireless Network or from its unavailability at any time.
- You will not attempt any malicious or illegal activity using this wireless network.
- You agree to abide by all state and federal laws and the SJECCD Board Policy 3720, Computer and Network Use.

3. You are now connected to the SJECCD/EVC/SJCC Guest wireless network! Click **Done** to close the windows.



Return to the [login instructions](#).

To change your password, update your account, or access select resources, go to, <https://sso.sjeccd.edu>. For assistance, you may contact the **ITSS Help Desk** at 408-270-6411, itss.helpdesk@sjeccd.edu, or online at <https://services.sjeccd.edu/tdclient/home>.